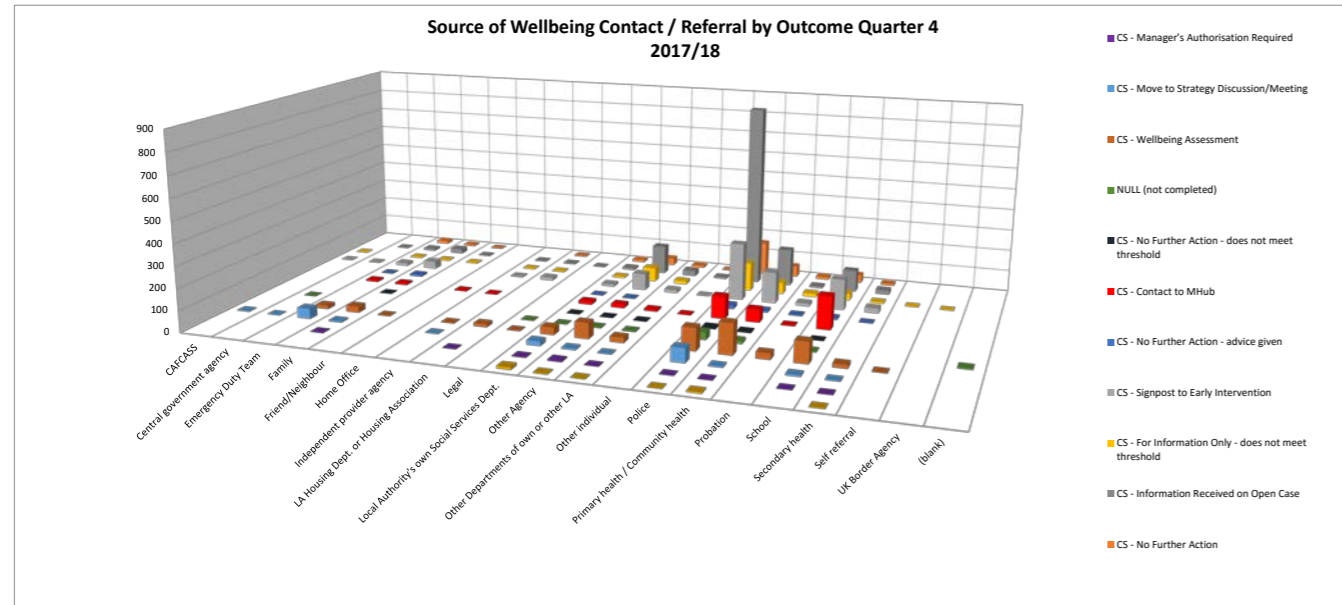
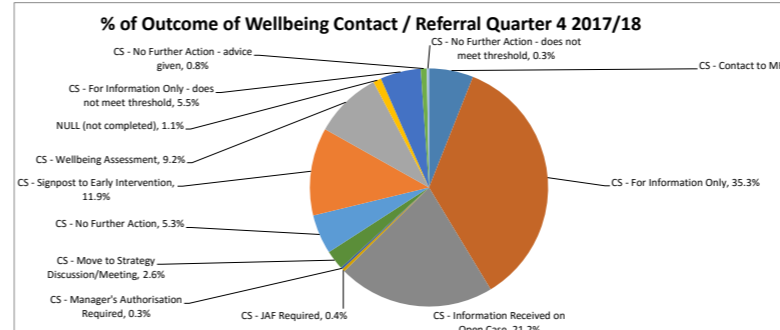
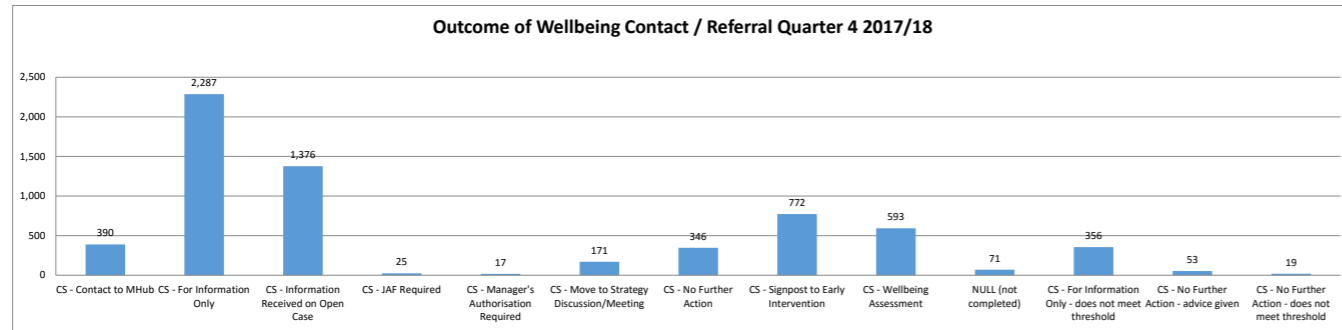
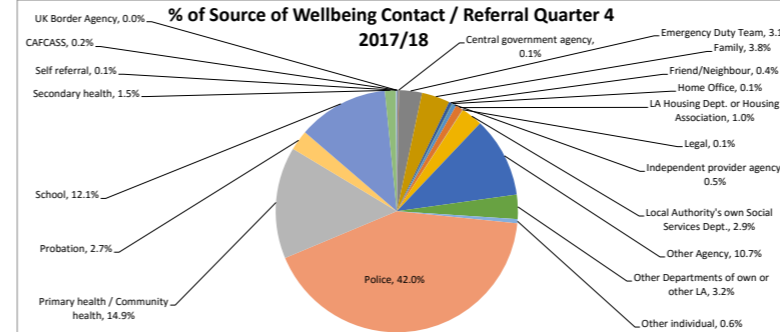
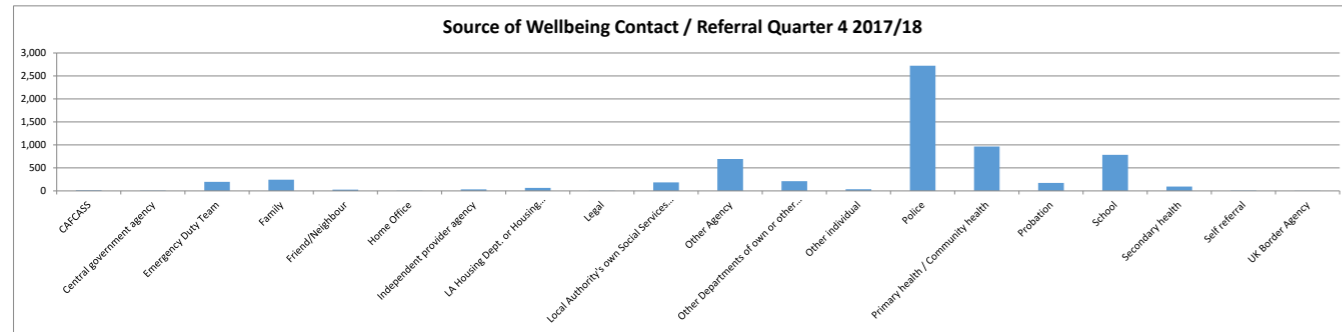


Summary of Wellbeing Contact / Referrals Quarter 4 2017/18

Source/Outcome	CS - Contact to MHub	CS - For Information Only	CS - Information Received on Open Case	CS - JAF Required	CS - Manager's Authorisation Required	CS - Move to Strategy Discussion/Meeting	CS - No Further Action	CS - Signpost to Early Intervention	CS - Wellbeing Assessment	NULL (not completed)	CS - For Information Only - does not meet threshold	CS - No Further Action - advice given	CS - No Further Action - does not meet threshold	Grand Total	Total %
CAFCASS			7			3		1			2			13	0.2%
Central government agency		1	1			1		2		1				6	0.1%
Emergency Duty Team	8	83	10			48	13	13	17		4	2		198	3.1%
Family	8	119	23		2	6	6	36	29		4	9	1	243	3.8%
Friend/Neighbour		18	2					2			4			28	0.4%
Home Office	4	1												5	0.1%
Independent provider agency	2	18	2			2		4	3		3			34	0.5%
LA Housing Dept. or Housing Association		23	4		1		4	14	15		4			65	1.0%
Legal		1						2	1					4	0.1%
Local Authority's own Social Services Dept.	15	59	10	12	3	21	10	11	34	1	7	1	1	185	2.9%
Other Agency	17	268	135	3	6	7	34	78	73	4	65	2	2	694	10.7%
Other Departments of own or other LA	9	101	26	1	1	2	10	14	25	4	15		2	210	3.2%
Other individual	2	24	7			1	2							36	0.6%
Police	105	973	851	1	1	66	157	269	104	36	135	18	7	2,723	42.0%
Primary health / Community health	61	295	175	6	1	5	52	146	142	14	55	9	5	966	14.9%
Probation	3	89	8				11	14	29		16	4		174	2.7%
School	156	194	101		1	7	38	144	98	4	33	7	1	784	12.1%
Secondary health		10	20	2	1	3	8	24	18		7	1		94	1.5%
Self referral		3							2		1			6	0.1%
UK Border Agency			1								1			2	0.0%
(blank)										6				6	0.1%
Grand Total	390	2,287	1,376	25	17	171	346	772	593	71	356	53	19	6,476	
Total %	6.0%	35.3%	21.2%	0.4%	0.3%	2.6%	5.3%	11.9%	9.2%	1.1%	5.5%	0.8%	0.3%		



Summary of Wellbeing Assessments Quarter 4 2017/18

Source/Outcome	Comprehensive Assessment Required	Needs can be met by the individuals	Needs can be met through preventative services	Needs can only be met through Care & Support Plan	Other matters can contribute to achievement of PO	Progressed to a strategy discussion - CP concerns	Provision of Information; advice or assistance	There are no care and support needs to be met	Grand Total	Total %
Emergency Duty Team				8				3	12	3.2%
Family		5	7	2		1	2	3	20	5.3%
Friend/Neighbour	1								1	0.3%
Independent provider agency	1			2			1		4	1.1%
LA Housing Dept. or Housing Association			4	2					6	1.6%
Legal	1	2							3	0.8%
Local Authority's own Social Services Dept.	2	9	3	3	2	1		6	26	7.0%
Other Agency	2	18	12	11		2	4	3	52	13.9%
Other Departments of own or other LA		13	5			1	1	1	21	5.6%
Other Individual								1	1	0.3%
Police		38	6	9		9		4	66	17.6%
Primary health / Community health		26	18	14		10	1	33	102	27.3%
Probation		7		1		5			13	3.5%
School		8	10	15		9	1	3	46	12.3%
Secondary health	1								1	0.3%
Grand Total	8	126	65	67	2	38	12	56	374	
Total %	2.1%	33.7%	17.4%	17.9%	0.5%	10.2%	3.2%	15.0%		

